



Name: _____

Class: _____


Subtraction



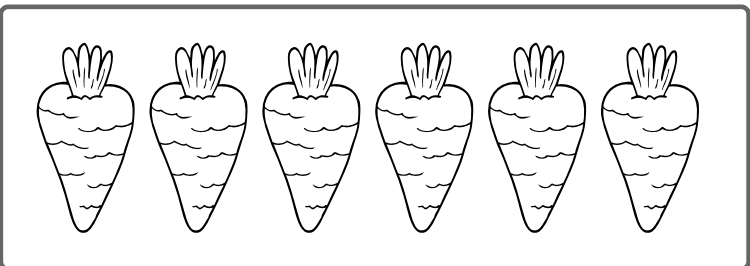
Write the answer inside the box.




$5 - 2 =$




$7 - 4 =$



$6 - 1 =$



$9 - 3 =$



$3 - 3 =$

Name

Teacher

Class

Date

Apple Subtraction


Solve the subtraction by crossing out the numbers to be subtracted. Write the answers on the line.



$5 - 2 = \underline{\quad}$



$3 - 2 = \underline{\quad}$




$4 - 1 = \underline{\quad}$



$3 - 1 = \underline{\quad}$




$5 - 1 = \underline{\quad}$



Name: _____

Let's Exercise!

Let's subtract with your hands.



Name: _____

Date: _____







Section: _____

Score: _____



Kindergarten Subtraction Worksheet

Cross out the correct number of circles to solve each subtraction.

$5 - 2 =$ _____	
$3 - 2 =$ _____	
$4 - 1 =$ _____	
$3 - 1 =$ _____	
$5 - 1 =$ _____	
$4 - 2 =$ _____	



Subtraction


Calculate the subtraction of school supplies below.

Name :


Date :




3 backpacks minus 2 backpacks equals
 $3 - 2 = \dots\dots\dots$



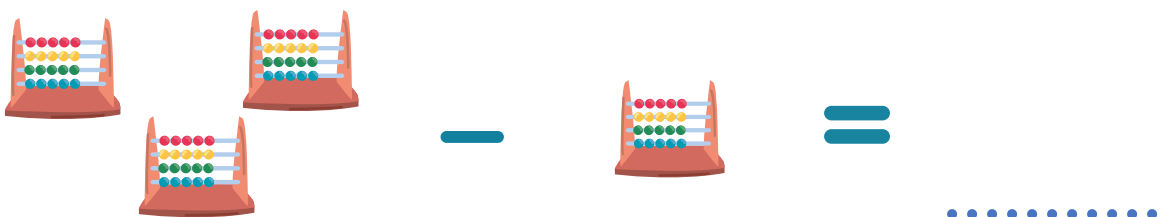
5 staplers minus 2 staplers equals
 $5 - 2 = \dots\dots\dots$



4 pencil sharpeners minus 1 pencil sharpener equals
 $4 - 1 = \dots\dots\dots$



6 pencils minus 4 pencils equals
 $6 - 4 = \dots\dots\dots$



3 abacuses minus 1 abacus equals
 $3 - 1 = \dots\dots\dots$

Subtraction

Calculate the subtraction of school supplies below.

Name :

Date :

